

MOT LIFTS

FOUR POST LIFTS
SCISSOR LIFTS





4400.3IMOT4

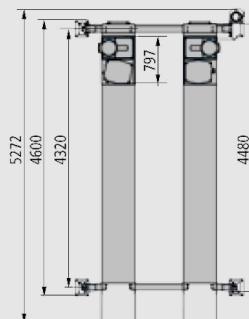
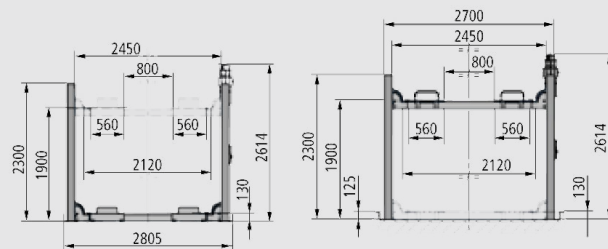
LOW PROFILE 130mm - 4 TONNE

4 tonne four post lift electro-hydraulic lift, class 4 ATL/OPTL.

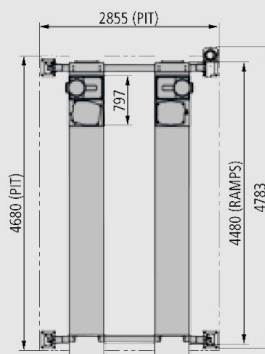
This class 4 lift has been specifically designed to fit perfectly into existing MOT pits.



CLASS 4



RAV 4400.3IMOT4 + UE2842
SURFACE MOUNTED



RAV 4400.3IMOT4

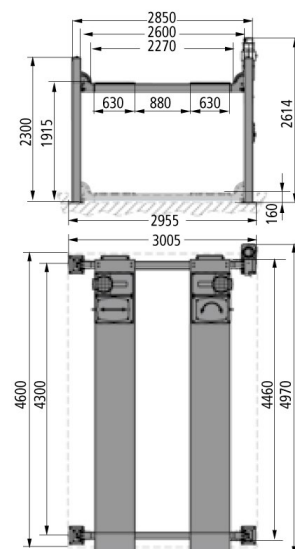



4401.3IMOT4

4 tonne four post lift electro-hydraulic lift, class 4 ATL/OPTL.



CLASS 4




RAV 4401.3IMOT4



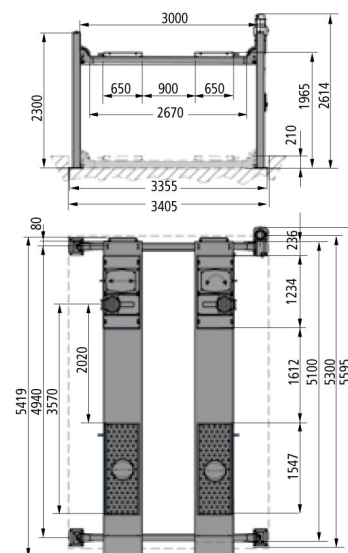
4406.3IMOT4

MOT ALIGNMENT WITH BUILT-IN REAR SLIP PLATES

4 tonne four post lift electro-hydraulic lift, class 4 ATL/OPTL.



CLASS 4



WA

RAV 4406.3IMOT4

4500.3IMOT7

5 tonne four post lift electro-hydraulic lift, class 7 ATL/OPTL.

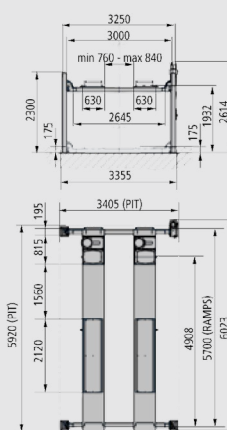
4500.3IMOT7-VS109

MOT ALIGNMENT WITH BUILT-IN REAR SLIP PLATES

5 tonne four post lift electro-hydraulic lift, class 7 ATL/OPTL.

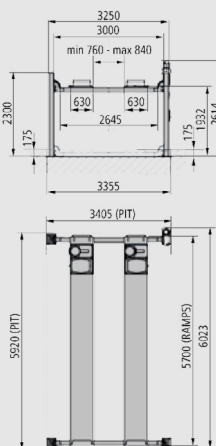


CLASS 7



WA

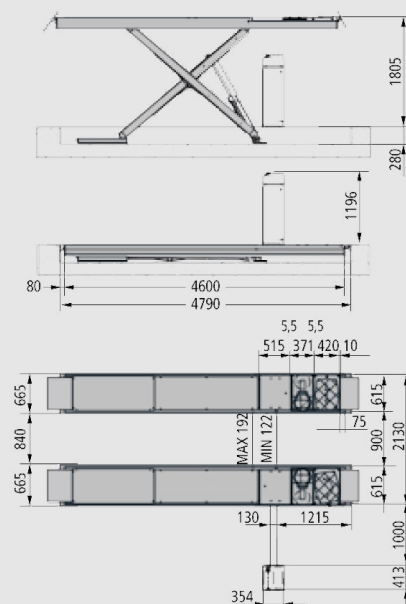
RAV 4500.3IMOT7 + VS1109



RAV 4500.3IMOT7

635.IMOT4

3.5 tonne scissor lift, class 7 ATL/OPTL.



RAV 635IMOT4

CLASS 4

635.2IMOT4

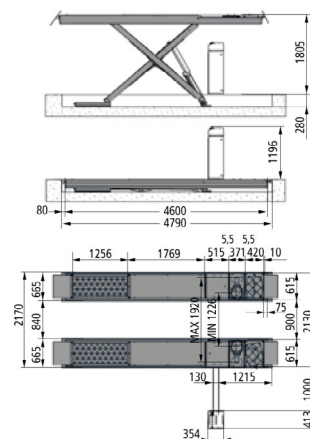
MOT ALIGNMENT WITH BUILT-IN REAR SLIP PLATES

3.5 tonne scissor lift, class 7 ATL/OPTL.

635.2IMOT4 - VS1220

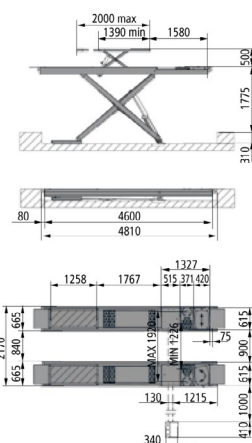
MOT ALIGNMENT WITH BUILT-IN REAR SLIP PLATES AND INTEGRATED WHEEL FREE SCISSOR

3.5 tonne scissor lift, class 7 ATL/OPTL.



WA

RAV 635.2IMOT4



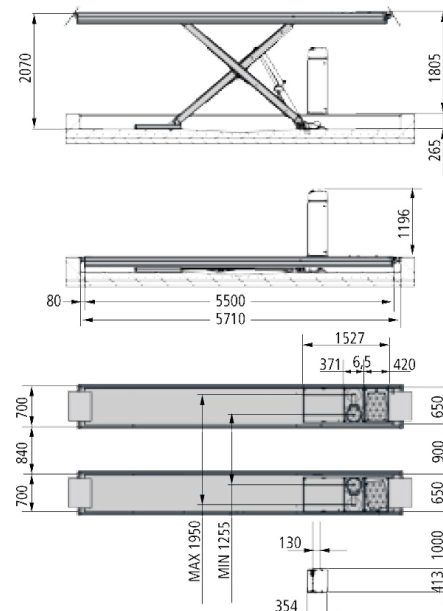
WA

RAV 635.2IMOT4 + VS1220

CLASS 4

650.55IMOT7

5 tonne scissor lif, class 7 ATL/OPTL.



RAV 650.55IMOT7

CLASS 7

650.5.55IMOT7

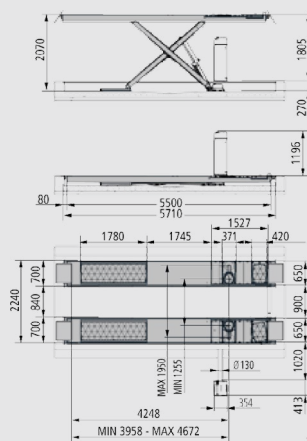
MOT ALIGNMENT WITH BUILT-IN REAR SLIP PLATES

5 tonne four post lift electro-hydraulic lift, class 7 ATL/OPTL.

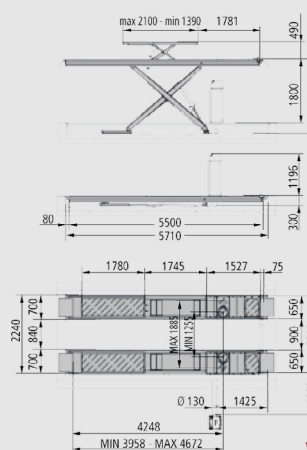
650.5.55ISIMOT7

MOT ALIGNMENT WITH BUILT-IN REAR SLIP PLATES

5 tonne four post lift electro-hydraulic lift, class 7 ATL/OPTL.



RAV 650.5.55IMOT7




RAV 650.5.55ISIMOT7

CLASS 7

MOT FOUR POST LIFTS (WITHOUT SHAKER PLATES)

Standard models are flush mounted.

	4400.1IMOT4	4401.1IMOT4	4500.1IMOT7
Class	4	4	4
Lift capacity	4000kg	4000kg	5000kg
Height lowered (mm)	130	160	175
Platform width	560	630	630
Platform length	4480	4460	5700
Power supply*	3pH	3pH	3pH
Hydraulic shaker plates	No	No	No
Radius plates	Included	Included	Included
Surface installation	+UE2842	+UE2842	+UE2842



VAR4400A10
Lighting Kit

**1pH power supply on request.*

MOT FOUR POST LIFTS (OPTL/ATL)

	4400.1IMOT4	4401.1IMOT4	4406.3IMOT4	4500.3IMOT7	4500.3IMOT7-VS1109
Class	4	4	4	7	7
Lift capacity	4000kg	4000kg	4000kg	5000kg	5000kg
Height lowered (mm)	130	160	210	175	175
Platform width	560	630	650	630	630
Platform length	4480	4460	5100	5700	5700
Power supply*	3pH	3pH	3pH	3pH	3pH
Hydraulic shaker plates	Included	Included	Included	Included	Included
Radius plates	Included	Included	Included	Included	Included
Built in rear slip plates (WA)	No	No	Yes	No	Yes
Surface installation	+UE2842	+UE2694	+UE3040	+UE2812	+UE2812

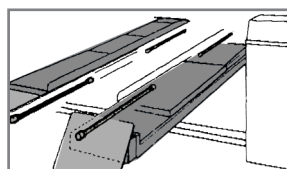
**1pH power supply on request.*

MOT SCISSOR LIFTS (OPTL/ATL)

Standard models are flush mounted.

	635IMOT4	635.2IMOT4	635.2IMOT4 VS1220	650.55IMOT7	650.5.55IMOT7	650.5.55ISMOT7
Class	4	4	4	7	7	7
Lift capacity	3500kg	3500kg	3500kg	5000kg	5000kg	5000kg
Height lowered (mm)	280	280	310	265	265	295
Platform width	615	615	615	650	650	650
Platform length	4600	4600	4600	5500	5500	5500
Power supply*	3pH	3pH	3pH	3pH	3pH	3pH
Hydraulic shaker plates	Included	Included	Included	Included	Included	Included
Radius plates	Included	Included	Included	Included	Included	Included
Built in rear slip plates (WA)	No	Yes	Yes	No	Yes	Yes
Integrated scissor lift	No	No	Yes	No	No	Yes
Surface installation	Available	Available	Available	Available	Available	Available

**1pH power supply on request.*



VARS650A7
Lighting Kit



S611A4
Power Unit Cover



THE GARAGE EQUIPMENT SPECIALISTS
UNIT 7, MANOR BUSINESS PARK, WOODFORD
HALSE, NORTHAMPTONSHIRE, NN11 3UB.



(01295) 768 373



enquiries@bullworthy.co.uk



www.bullworthy.co.uk